

Get Free Fuse Box Guide To 2004 Mitsubishi Lancer

Fuse Box Guide To 2004 Mitsubishi Lancer

Thank you unconditionally much for downloading fuse box guide to 2004 mitsubishi lancer.Maybe you have knowledge that, people have see numerous times for their favorite books like this fuse box guide to 2004 mitsubishi lancer, but stop going on in harmful downloads.

Rather than enjoying a fine PDF afterward a mug of coffee in the afternoon, instead they juggled like some harmful virus inside their computer. fuse box guide to 2004 mitsubishi lancer is welcoming in our digital library an online entry to it is set as public suitably you can download it instantly. Our digital library saves in multipart countries, allowing you to get the most less latency time to download any of our books when this one. Merely said, the fuse box guide to 2004 mitsubishi lancer is universally compatible considering any devices to read.

~~Fuse box location and diagrams: BMW 3-Series (E46; 1998-2006)~~ Mercedes-Benz A-Class (W168) (1997-2004)
Fuse Box Diagrams

☐☐ ONLINE BOOK 2004 Nissan Maxima Fuse Box Diagram

Fuse box location and diagrams: BMW X3 (E83; 2004-2010)

☐☐ PDF VIEW 2004 Jaguar Xj8 Fuse Box Diagram☐☐ EBOOK

2004 Pt Cruiser Fuse Box Diagram Mercury Mountaineer (2002-2005) Fuse Box Diagrams

Fuse box location and diagrams: Mercury Marauder (2003-2004) Dodge Dakota


(2000-2004) Fuse Box Diagrams ☐☐ 2004 Wrangler Fuse


Diagram Fuse box location and diagrams: BMW 1-Series





(2004☐2013) Ford Taurus (1999-2007) Fuse Box Diagrams 08



BMW X3 Oil Reset \u0026 Oil level Check Abs and parking

Get Free Fuse Box Guide To 2004 Mitsubishi Lancer

brake light on and how to fix it ~~BMW will not start ? / BMW Crank's but will not start ? Easy fix Watch this!!~~ Your Car's Fuse Box Explained: Everything You Need to Know About The Stuff In Fuse Boxes! BMW HIDDEN FEATURES/FUNCTIONS (E90,E91,E92,E93) ~~Toyota Corolla fuse boxes locations years 2002 to 2015. And fuse replace.~~ How To Turn Off Airbag Light - BMW E46 (NO TOOLS) ~~Fuse locations and circuit detail to find the right fuse~~ CHRYSLER PT Cruiser and Most Cars ~~Car Window Wont Roll Up and How to Fix the Issue Full Video~~ Where is the fuse box on my BMW F20 F21 1 series. ~~Fuse box symbols~~ REM Ford F250, F350, F450, F550 (2002-2007) Fuse Box Diagrams Fuse box location and diagrams: Dodge Dakota (2001-2004) Ford F150 (2004-2008) Fuse Box Diagrams  2004 Ford Taurus Ses Fuse Box Diagram

Fuse box location and diagrams: Honda Odyssey (RL1; 2000-2004)  HOW TO Read Citroen Xsara Picasso 2004 Fuse Box Diagram ~~Fuse box location and diagrams: Jeep Liberty (KJ; 2002-2007) Jeep Grand Cherokee WJ (1999-2004) Fuse Box Diagrams~~ Fuse Box Guide To 2004 The 2004 Ford F-150 has 3 different fuse boxes: Passenger compartment fuse panel / power ...

2004 Ford F-150 fuse box diagram - StartMyCar
Toyota 4Runner (2004)  fuse box diagram. Year of production: 2004. Engine compartment
Toyota 4Runner 4th Generation  fuse box -engine compartment
Instrument panel
Toyota 4Runner 4th Generation  fuse box  instrument panel
Fuse (type A)

Toyota 4Runner (2004) - fuse box diagram - Auto Genius
Ford F-150 (2004  2008)  fuse box diagram. Year of production: 2004, 2005, 2006, 2007, 2008. Passenger

Get Free Fuse Box Guide To 2004 Mitsubishi Lancer

compartment fuse panel / power distribution box. The fuse panel is located under the right-hand side of the instrument panel. Ford F-150 fuse box diagram passenger compartment

Ford F-150 (2004 - 2008) - fuse box diagram - Auto Genius 2004 f250 fuse box diagram thanks for visiting my site, this blog post will certainly review regarding 2004 f250 fuse box diagram. We have accumulated lots of images, with any luck this photo serves for you, and also help you in discovering the response you are seeking.

2004 F250 Fuse Box Diagram | Fuse Box And Wiring Diagram

Fuses (Interior) The fuse block contains blade-type mini-fuses, relays, and circuit breakers for high-current circuits. It is located in the left kick panel. It is accessible through a snap-in cover. Fuses (Power Distribution Center) Your vehicle is equipped with an electrical power distribution center located in the left side of the engine compartment.

Dodge Durango 2004-2009 Fuse Box Diagram - Automotive

...

Ford Focus (1999 - 2004) fuse box diagram. Year of production: 1999, 2000, 2001, 2002, 2003, 2004. Passenger compartment fuse box. Ford Focus MK1 fuse box ...

Ford Focus (1999 - 2004) - fuse box diagram - Auto Genius The mid-size crossover Chrysler Pacifica (CS) was produced from 2004 to 2008. In this article, you will find fuse box diagrams of Chrysler Pacifica 2004, 2005, 2006 ...

Fuse Box Diagram Chrysler Pacifica (CS; 2004-2008)

This article applies to the Ford F-150 (2004-2014). Fuses are

Get Free Fuse Box Guide To 2004 Mitsubishi Lancer

key to your truck's electrical system and to keeping everything that relies on electricity working properly. Your fuse box or boxes will house many different fuses, each one controlling one or a group of items similarly related.

Ford F-150: Fuse Box Diagram | Ford-trucks

Lexus GX470 (2003 - 2004) - fuse box diagram. Year of production: 2003, 2004. Engine compartment Lexus GX470 - fuse box - engine compartment

Lexus GX470 (2003 - 2004) - fuse box diagram - Auto Genius

The specific fuse list will be printed either on the back of the fuse cover or a piece of paper placed in the fuse box. This guide applies to BMW 3-Series 2004-2013 including models such as the 316i, 318i, 320i, 323i, 325i, 325xi, 328i, 328xi, 330i, 330xi, 335i, 335is, 335xi, 320d, 320xd, 325d, 330d, 330xd, 335d, and M3.

2004-2013 BMW 3-Series Fuses, Location, Chart, Diagram ...

This guide shows the fuse box locations on Mazda 3. This guide is applicable to Mazda 3 years 2004 2005 2006 2007 2008. Fuse Location. The fuses are located in two places. The first set of fuses is located in the engine bay. The second set of fuses is located above the passenger footwell, right underneath the dash. Engine bay

2004-2008 Mazda 3 Fuses Chart Location | YOUCANIC

Fuse Layout Dodge Durango 2004-2009 Cigar lighter (power outlet) fuses in the Dodge Durango are the fuses F16 and F17 (2004-2006) or F18 (2007-2009) in the Interior Fuse Box, and fuse #2 (if equipped) in the Power Distribution Center.

Fuse Box Diagram Dodge Durango (2004-2009)

2004-2007: Cooling fan: 40: 2007-2010: Cooling fan: 2: 80:

Get Free Fuse Box Guide To 2004 Mitsubishi Lancer

Power steering: 3: 60: Passenger compartment fuse box supply 1: 4: 60: Passenger compartment fuse box supply 2: 5: 80: Auxiliary heater: 6: 60: Diesel: Glow plug: 7: 30: ABS, stability control pump: 8: 20: ABS, stability control valves: 9: 20: Powertrain control module: 10: 30: Climate control blower: 11: 20: Ignition switch: 12: 40: Ignition relay 15l: 13: 20

Ford Focus (2004 - 2010) - fuse box diagram - Auto Genius Page 251 To reinstall the fuse box cover, place the top part of the cover on the fuse panel, then push the bottom part of the cover until you hear it click shut. Gently pull on the cover to make sure it is seated properly. 2004 Expedition (exd) Owners Guide (post-2002-fmt) USA English (fus)

FORD 2004 EXPEDITION OWNER'S MANUAL Pdf Download | ManualsLib

freightliner fuse box diagram - thanks for visiting my internet site, this blog post will certainly go over concerning freightliner fuse box diagram. We have collected many images, ideally this picture is useful for you, and assist you in locating the answer you are trying to find. Description : Similiar Freightliner

Freightliner Fuse Box Diagram | Fuse Box And Wiring Diagram

This online publication 2004 ford explorer sport trac engine fuse box guide can be one of the options to accompany you afterward having further time. It will not waste your time. believe me, the e-book will definitely proclaim you additional thing to read. Just invest little become old to read this on-line declaration 2004 ford explorer sport trac engine fuse box guide as well as review them wherever you are now. Page 1/9

Get Free Fuse Box Guide To 2004 Mitsubishi Lancer

2004 Ford Explorer Sport Trac Engine Fuse Box Guide
2004-2011 Ford Ranger Fuse Box Diagrams. Fuses protect your vehicle's electrical system from overloading. If electrical parts in your vehicle are not working, the system may have been overloaded and blown a fuse. Before you replace or repair any electrical parts, check the appropriate fuses.

2004-2011 Ford Ranger Fuse Box Diagrams - The Ranger Station

2004 F150 Fuse Box Guide The 2004 Ford F-150 has 3 different fuse boxes: Passenger compartment fuse panel / power distribution box diagram; Auxiliary relay box (with DRL) diagram; Auxiliary relay box (without DRL) diagram 2004 Ford F-150 fuse box diagram - StartMyCar This article applies to the Ford F-150 (2004-2014). Fuses are key to your truck's electrical system and to keeping

2004 F150 Fuse Box Guide - chimerayanartas.com

2004 dodge durango fuse box diagram - thanks for visiting my website, this post will review concerning 2004 dodge durango fuse box diagram. We have collected several photos, hopefully this picture serves for you, and help you in discovering the answer you are trying to find. Description : Fuses And Relays Box Diagram

Copyright code : f1c4430e4645426eabecf0fc160bae30